

YAMAHA PortaSound

PSS-101

PSS-102

Owner's Guide
Spielanleitung
Mode d'emploi
Manual del Propietario

CONTENTS

| | |
|--|----|
| TAKING CARE OF YOUR PORTASOUND | 1 |
| POWER SUPPLY | 2 |
| COMPONENT NAMES AND THEIR FUNCTIONS | 3 |
| HEADPHONES/AUX. OUT JACK | 4 |
| BASIC OPERATIONS | 4 |
| MUSIC CARDS | 5 |
| MICROPHONE (PSS-102 ONLY) | 5 |
| AUTO ACCOMPANIMENT (PSS-102 ONLY) | 6 |
| TROUBLESHOOTING | 6 |
| SPECIFICATIONS | 6 |
| SONG BOOK | 25 |

INHALT

| | |
|--|----|
| PFLEGE DES PORTASOUND | 7 |
| STROMVERSORGUNG | 8 |
| BEZEICHNUNG DER TEILE UND IHRE FUNCTIONEN | 9 |
| KOPFHÖRER-/ZUSATZAUSGANGSBUCHSE (HEADPHONES/AUX. OUT) | 10 |
| GRUNDLEGENDER BETRIEB | 10 |
| MUSIKKARTEN | 11 |
| MIKROFON (NUR PSS-102) | 11 |
| AUTOMATISCHE BEGLEITUNG (NUR PSS-102) | 12 |
| FEHLERSUCHE | 12 |
| TECHNISCHE DATEN | 12 |
| LIEDERBUCH | 25 |

TABLE DES MATIÈRES

| | |
|---|----|
| COMMENT PRENDRE SOIN DE VOTRE PORTASOUND | 13 |
| ALIMENTATION | 14 |
| APPELLATION DES ORGANES CONSTITUTIFS ET LEURS FONCTIONS | 15 |
| PRISE DE SORTIE HEADPHONES/AUX, OUT | 16 |
| UTILISATIONS DE BASE | 16 |
| CARTES MUSICALES | 17 |
| MICROPHONE (UNIQUEMENT AVEC LE PSS-102) | 17 |
| ACCOMPAGNEMENT AUTOMATIQUE (UNIQUEMENT POUR LE MODÈLE PSS-102) | 18 |
| DÉPANNAGE | 18 |
| FICHE TECHNIQUE | 18 |
| LIVRE DE MUSIQUE | 25 |

INDICE

| | |
|---|----|
| CUIDADO DE SU PORTASOUND | 19 |
| FUENTE ELÉCTRICA | 20 |
| NOMBRES DE LOS COMPONENTES Y SUS FUNCIONES | 21 |
| TOMA HEADPHONES/AUX. OUT | 22 |
| OPERACIONES BÁSICAS | 22 |
| TARJETAS MUSICALES | 23 |
| MIKROFONO (SOLO PSS-102) | 23 |
| ACOMPAÑAMIENTO AUTOMÁTICO (SOLO PSS-102) | 24 |
| LOCALIZACIÓN DE FALLAS | 24 |
| ESPECIFICACIONES | 24 |
| LIBRO DE CANCIONES | 25 |

Thank you for choosing the Yamaha PortaSound. Your PSS-101/102 is an electronic keyboard featuring Yamaha's advanced musical technology. To ensure that you fully understand its many fine features, we urge you to read this manual very carefully while actually trying out the instrument.

TAKING CARE OF YOUR PORTASOUND

Your PortaSound will give you years of playing pleasure if you follow these simple guidelines:

1. Avoid leaving your PortaSound in areas that are likely to get very hot, humid or dusty (ex. in a closed car).
2. The PortaSound may be connected to other audio equipment, but be sure everything is turned off during connection.
3. Protect your PortaSound from physical shocks, and do not set heavy objects on it. Push switches and buttons gently.
4. Use a soft, dry (or slightly damp) cloth to clean your PortaSound. Never use chemicals such as benzine or paint thinner.
5. Your PortaSound contains electronic parts that may cause interference when placed near radio or TV receivers. If this occurs, simply move the instrument farther away.
6. When you do not plan to use the instrument for a long period of time, remove all the batteries to prevent accidental damage due to leaky batteries.
7. Handle the music cards very carefully as the bar codes on the back of each card are read by the instrument. Never bend, break or deface them.

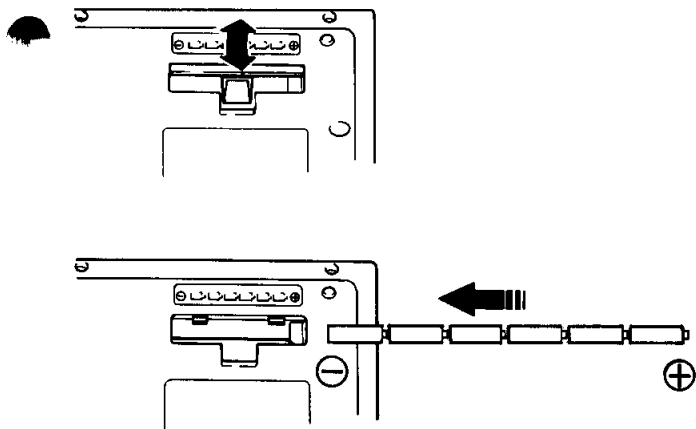
POWER SUPPLY

Your PortaSound PSS-101/102 will run either from batteries or an optional AC power adaptor. Please follow the instructions below according to the power source you plan to use.

● Batteries

Put six 1.5V AA-size batteries (SUM-3, R-6, or equivalent) in the battery compartment.

1. Open the battery compartment cover on the instrument's bottom panel.
2. Insert six batteries in the directions indicated by the polarity markings on the cabinet.
3. Replace the cover. Make certain that it locks in place firmly.




Cautions:

- * When the batteries run down, replace all six batteries with new ones. Never mix old and new batteries.
- * The included batteries are for testing purposes. Their service life might be shortened due to storage conditions, etc.

● Optional AC power adaptor

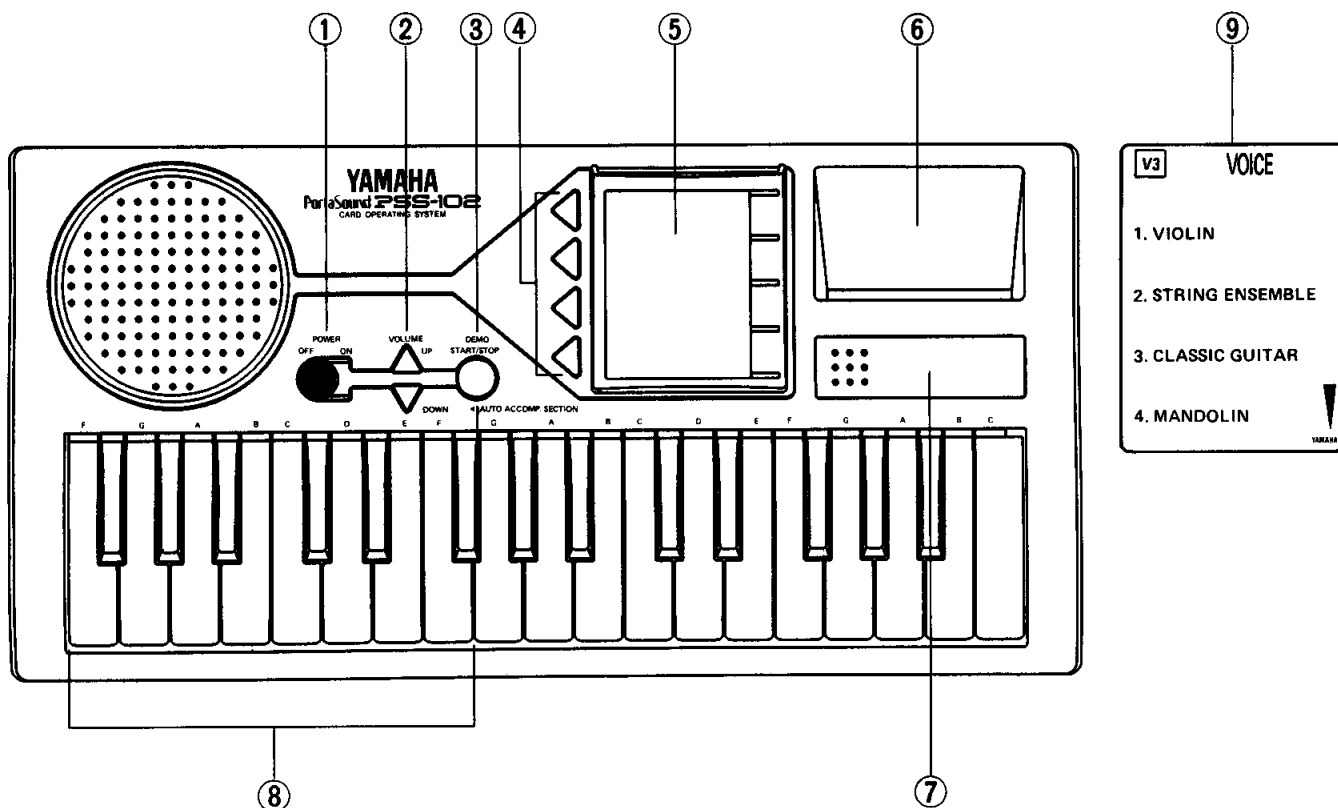
Insert the DC output plug from the optional Yamaha AC power adaptor (PA-1, PA-1B, or PA-3) into the DC(9–12V)IN jack on the rear panel. Then, plug the adaptor to a standard wall outlet.



Caution:

- * Use ONLY a Yamaha PA-1, PA-1B or PA-3 Power Adaptor to power your instrument. Attempting to use other AC adaptors could result in serious damage.

COMPONENT NAMES AND THEIR FUNCTIONS




* The PortaSound model PSS-102 is shown above.

- ① **POWER Switch**
Use this slide-switch to turn the instrument on and off.
- ② **VOLUME Controls**
When the PortaSound is turned on, the volume is automatically set to a "normal" level. Use the UP and DOWN buttons to increase or decrease the volume.
- ③ **DEMOstration Button**
Press the DEMO button to start a prerecorded demonstration tune. Press the button again to stop the demonstration.
- ④ **SELECT Buttons**
After inserting one of the music cards, use the four SELECT buttons to select the different functions listed on that card.
- ⑤ **Card Slot**
To play a music card, place the card in the slot and press the SELECT buttons for the function you want to play.
- ⑥ **Card Stand**
Store your music cards in the Card Stand.
- ⑦ **Microphone (PSS-102 only)**
- ⑧ **AUTO ACCOMP. Section (PSS-102 only)**
When you insert a rhythm style card in the slot, you can push an appropriate key in this section, and play with automatic accompaniment.
- ⑨ **Music Cards**
The PSS-101 has 15 music cards; the PSS-102 has 30 music cards. These cards are not interchangeable between the two models.

HEADPHONES/AUX. OUT JACK (ON THE REAR PANEL)

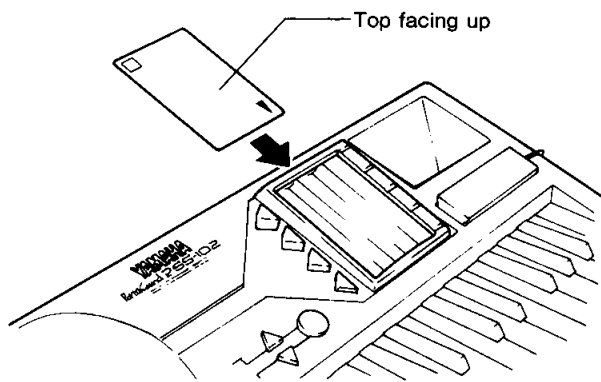
A standard pair of stereo headphones may be connected to this jack. The internal speaker is shut off automatically for silent practice or late-night playing. Using this same jack, you can also connect your PortaSound to a keyboard amplifier or stereo sound system.



BASIC OPERATIONS

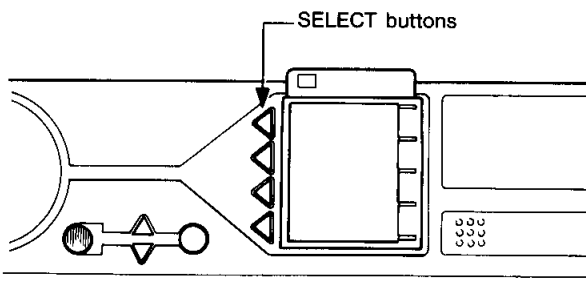
To play your PortaSound model PSS-101 or 102,

- (1) Turn the POWER switch ON.
- (2) Select a music card, read instructions written in the back, and insert it in the slot carefully in the direction of the arrow printed on the card.



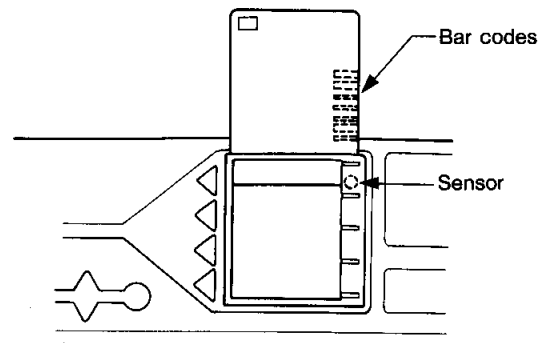
Gently push it in until it stops. You will hear a chime if it is set correctly. You will hear a buzz when it is not set correctly, and need to remove the card and insert it again.

- (3) You can select any of the functions of the card by the SELECT buttons.



Instructions are written in the back of each card.

Cautions:



- * Information for each card is recalled by bar code. Please insert the card into the slot at a constant speed so that the sensor reads the information correctly.
- * The information is read while the card is being inserted. If you insert the card before turning the instrument on, the sensor does not read the card. Therefore you need to remove the card and insert it again.
- * Whenever you remove the card from the slot, the functions of the card will be canceled.
- * Never insert two or more cards in the slot at the same time as it will damage the card or the sensor.

MUSIC CARDS

There are several kinds of music cards designed to expand your musical entertainment.

VOICE CARDS:

You can select sounds of different musical instruments.

RHYTHM STYLE CARDS:

There are various rhythms you can enjoy.

SONG CARDS:

You can select a favorite song and let your PortaSound play it for you automatically. With the "Minus One" function, you can play the melody while other instruments provide the accompaniment.

KARAOKE CONTEST CARDS (PSS-102 ONLY):

You can sing with the microphone or play your PortaSound along with the accompaniment. If you sing or play well through the end, you will hear fanfare. If you do not sing or play well, the music will stop in the middle of playing.

GAME CARDS (PSS-102 ONLY):

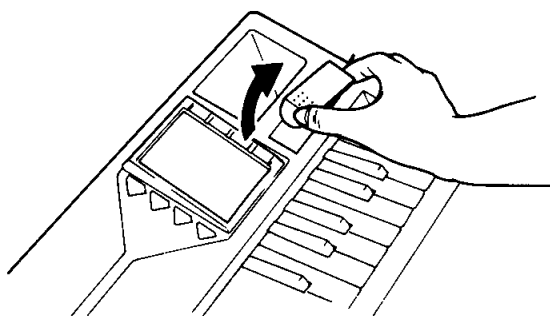
By selecting these cards, you can play music games.

MICROPHONE (PSS-102 ONLY)

- * The microphone is ready for use at all times so long as the instrument is powered on.
- * With the microphone, you can hear your own voice from the speaker.
- * When a KARAOKE CONTEST card is inserted, you use the microphone to sing a song.

Removing the microphone

- * Grab the microphone itself to remove it from its compartment. Never pull, bend, or step on the cable, or malfunction may result.



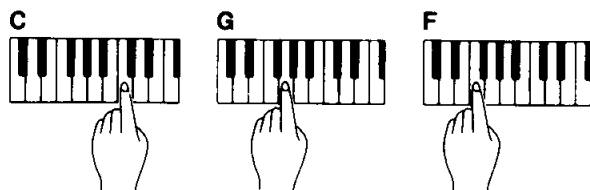
Point this part toward your mouth.

- * Keep the microphone away from the speaker to avoid "howling" caused by feedback.

AUTO ACCOMPANIMENT (PSS-102 ONLY)

With the rhythm style card, you can play the AUTO ACCOMPANIMENT function.

Press a key in the AUTO ACCOMPANIMENT SECTION of the keyboard to start the accompaniment. If you press a "C" key, for example, a C-major accompaniment will be played. Press another key in the AUTO ACCOMPANIMENT SECTION to select a new chord. The key you press will always determine the "root" of the chord played (i.e. "C" for a C chord).



Playing Minor, Seventh, and Minor-seventh Chords

- For a minor chord, press the root key and any black key(s) to its left.
- For a seventh chord, press the root key and any white key(s) to its left.
- For a minor-seventh chord, press the root key and any white and black key(s) to its left.



- The automatic accompaniment will continue playing even if you lift your fingers from keys in the AUTO ACCOMPANIMENT SECTION. You only need to press keys when changing chords.

TROUBLESHOOTING

| Symptom/Problem | Remedy/Solution |
|--|--|
| Low volume, distorted sounds, etc. Rhythm or song is stopped abruptly in the middle of playing. While using a KARAOKE CONTEST card, you will hear a fanfare without your singing or playing. | Replace all six batteries with six new ones. |
| Not all the notes are heard when you play several notes simultaneously. | The PortaSound has a limit to produce the number of notes at a same time. The maximum number of notes produced by PSS-101 is two notes and eight notes by PSS-102. This limit depends on the Card and selected function. |

SPECIFICATIONS

Keyboard: 32 keys (F1 – C4), mini-size
 Switches: POWER ON/OFF, VOLUME (UP, DOWN), DEMO START/STOP
 Auxiliary jacks: HEADPHONES/AUX. OUT, DC(9–12V)IN
 Main amplifier: 0.7W
 Speaker: 7.7 cm (3")

Power source: 9V DC (6 AA-size SUM-3, R-6 or equivalent batteries) or the Yamaha AC power adaptor (PA-1, PA-1B, or PA-3)
 Dimensions (W × D × H): 415mm × 207mm × 86mm (16-3/8" × 8-1/8" × 3-3/8")
 Weight: 1.2kg (2.6 lbs) without batteries
 Standard accessories: Music cards (15 cards for PSS-101, 30 cards for PSS-102); 6 AA-size test batteries.

* Specifications are subject to change without notice.

SONG BOOK

The Song Book contains scores of tunes that are stored in PortaSound PSS-101/102.

- The scores are given in simplified forms.

LIEDERBUCH

Das Liederbuch enthält die Noten der im PortaSound PSS-101/102 gespeicherten Melodien.

- Die Noten sind vereinfacht geschrieben.

LIVRE DE MUSIQUE

Le livre de musique contient des accords de thèmes musicaux mémorisés dans le PortaSound PSS-101/102.

- Les accords sont indiqués sous une forme simplifiée.

LIBRO DE CANCIONES

El libro de canciones contiene melodías de demostración que están almacenadas en el PortaSound PSS-101/102.

- Las melodías están escritas en forma simplificada.

TEN LITTLE INDIAN BOYS

Traditional

$\text{♩} = 124$

C Dm7 G7 C G7

C G7

ONE LIT-TLE, TWO LIT-TLE, THREE LIT-TLE IN - DI - ANS, FOUR LIT-TLE, FIVE LIT-TLE, SIX LIT-TLE IN - DI - ANS,

C G7 C G7

SEVEN LIT-TLE, EIGHT LIT-TLE, NINE LIT-TLE IN - DI - ANS, TEN LIT-TLE IN - DI - AN BOYS.

C G7

TEN LIT-TLE, NINE LIT-TLE, EIGHT LIT-TLE IN - DI - ANS, SEVEN LIT-TLE, SIX LIT-TLE, FIVE LIT-TLE IN - DI - ANS,

C G7 C

FOUR LIT - TLE, THREE LIT-TLE, TWO LIT-TLE IN - DI - ANS, ONE LIT-TLE IN - DI - AN BOY

Dm7 G7 Dm7 G7 C

I'VE BEEN WORKING ON THE RAILROAD

Traditional

♩ = 124

G E7 Am D7 A7 D7

G C Cm G

I'VE BEEN WORK-ING ON THE RAIL - ROAD, ALL THE LIVE - LONG DAY.

G G Em A7 D7

I'VE BEEN WORK-ING ON THE RAIL - ROAD JUST TO PASS THE TIME A - WAY.

D7 G G7 C B7

DON'T YOU HEAR THE WHIS-LE BLOW - ING? RISE UP SO EAR - LY IN THE MORN!

C C7 G Em Am D7 G

DON'T YOU HEAR THE CAP-TAIN SHOUT - ING: "DI - NAH, BLOW YOUR HORN?"

D7 G

MARY HAD A LITTLE LAMB

Traditional

$\text{♩} = 144$

F G7 C A7 Dm G7 C G7

C G7 C

MAR - Y HAD A LIT - TLE LAMB, LIT - TLE LAMB, LIT - TLE LAMB,

C D7 G7 C

MAR - Y HAD A LIT - TLE LAMB, IT-S FLEECE WAS WHITE AS SNOW.

Gm7 C7 F

MAR - Y HAD A LIT - TLE LAMB,

C7 F F F G7

LIT - TLE LAMB, LIT - TLE LAMB, MAR - Y HAD A LIT - TLE LAMB, ITS

C7 ^{1.} F G7

FLEECE WAS WHITE AS SNOW.

^{2.} F Gm C7

SNOW.

F Bbm F

GRAND FATHER'S CLOCK

by HENRY C. WORK

$\text{♩} = 100$

Gm C7 F D7 G7 C7 F B \flat 7 F

MY

F C7 F B \flat G7 C7 F

GRAND-FA-THER'S CLOCK WAS TOO LARGE FOR THE SHELF, SO IT STOOD NINE-TY YEARS ON THE FLOOR, IT WAS

F C7 F B \flat G7 Gm C7 F

TALL - ER BY HALF THAN THE OLD MAN HIM-SELF THOUGH IT WEIGHT NOT A PEN-NY WEIGHT MORE, IT WAS

Am Dm G7 C7 F G7 C7

BROUGHT ON THE MORN OF THE DAY THAT HE WAS BORN, AND WAS AL - WAYS HIS TREAS - URE AND PRIDE, BUT IT

F C7 F B \flat G7 C7 F

STOPPED SHORT NEVER TO GO A - GAIN, WHEN THE OLD MAN DIED.

G7 C7 F B \flat m F

HOME ON THE RANGE

Traditional

$\text{♩} = 107$

B \flat Am Gm7 C7

OH

F B \flat

GIVE ME A HOME WHERE THE BUF - FA - LO ROAM, WHERE THE

Am7 Dm7 G7 Gm C7

DEER AND THE AN - TE - LOPE PLAY, _____ WHERE

F B \flat E \flat 7

SEL - DOM IS HEARD A DIS - COUR AG - ING WORD, AND THE

G7 C7 F

SKIES ARE NOT CLOUD - Y ALL DAY. _____

Gm7 C7 F

HOME, HOME ON THE RANGE, _____ WHERE THE

Dm7 G7 D \flat 7 C7

DEER AND THE AN - TE - LOPE PLAY, _____ WHERE

F B \flat E \flat 7

SEL - DOM IS HEARD A DIS - COUR - AG - ING WORD, AND THE

G7 C7 1. F F

SKIES ARE NOT CLOUD - Y ALL DAY. _____

2. F B \flat 7 F

DAY.

LITTLE BROWN JUG

by J.E. WINNER

♩ = 107

Am7 D7 Am7 D7 G G7

C D7 G G7 C D7

MY

G G7 C A7 D7 G

WIFE AND I — LIVE ALL A - LONE, — IN A LIT-TLE LOG HUT WE CALL OUR OWN. —

G G7 C A7 D7 G

SHE LOVES GIN — AND I LOVE RUM, — BE-TWEEN — US WE HAVE LOTS OF FUN.

G G7 C A7 D7 G

HA HA HA, YOU AND ME, LIT-TLE BROWN JUG, HOW I LOVE THEE.

G G7 C A7 D7 G

HA HA HA, YOU AND ME, LIT-TLE BROWN JUG, HOW I LOVE THEE!

G A7 D7 G A7

I LOVE THEE! —

D7 G Ab7 G

LONDON BRIDGE

Traditional

$\text{♩} = 124$

C A7 D7 G7 C G7

C C A7 Dm7 G7 C G7

LON - DON BRIDGE IS FALL - ING DOWN, FALL - ING DOWN, FALL - ING DOWN, —

C C A7 Dm7 G7 C C7

LON - DON BRIDGE IS FALL - ING DOWN MY FAIR LA - DY

F Em7 A7 Dm7 G7 C G7

C C A7 Dm7 G7 C G7

LON - DON BRIDGE IS FALL - ING DOWN, FALL - ING DOWN, FALL - ING DOWN, —

C C A7 Dm7 G7 C

LON DON BRIDGE IS FALL - ING DOWN MY FAIR LA - DY

Dm7 G7 C

SILENT NIGHT

by MOHR and GRUBER

$\text{♩} = 89$

G D7 G D7

G

SI - LENT NIGHT, HO - LY NIGHT,

D7 G G7

ALL IS CALM, ALL IS BRIGHT,

C G G7

ROUND YOU VIR - GIN MOTH - ER AND CHILD.

C G

HO - LY IN - FANT, SO TEN - DER AND MILD,

D7 B7 Em A7

SLEEP IN HEAV - EN - LY PEACE,

1. G D7 G D7

SLEEP IN HEAV - EN - LY PEACE.

2. G C Cm G

PEACE.

JOY TO THE WORLD!

by ISSAC WATTS and GEORGE F. HAND

$\text{♩} = 160$

G7 C G7 C F C E7
JOY TO THE WORLD THE LORD IS

Am C7 F G7 C
COME, LET EARTH RE - CEIVE HER KING, _____ LET

F C F C
EVE - RY _____ HEART _____ PRE - PARE _____ HIM _____ ROOM, _____ AND

C G7 G7 E7
HEAVEN AND NA - TURE _____ SING, AND _____ HEAVEN AND NA - TURE _____ SING, AND _____

Am F Em A7 D G7 1. C
HEAV - EN AND HEAV - EN AND NA - TURE SING.

2. C A♭ B♭
SING.

C

JINGLE BELLS (PSS-102 only)

by J. PIERPONT

♩ = 146

Dm7 G7 Dm7 G7

WE'RE

C F

DASH - ING THRU THE SNOW, IN A ONE HORSE O - PEN SLEIGH, A -
 BELLS ON BOB - TAIL RING, THEY ARE MAK - ING SPI - RITS BRIGHT, WHAT

1. Dm7 G7 Dm7 G7 C

CROSS THE FIELDS WE GO, WE'RE LAUGH - ING ALL THE WAY, THE

2. Dm7 G7 Dm7 G7 C G7

FUN IT IS TO RIDE AND SING A SLEIGH - ING SONG TO - NIGHT,

C C7

JIN - GLE BELLS, JIN - GLE BELLES, JIN - GLE ALL THE WAY!

Dm7 G7 C A7 1. D7 Dm G7

OH, WHAT FUN IT IS TO RIDE IN A ONE HORSE O - PEN SLEIGH.

2. Dm7 G7 to C

ONE HORSE O - PEN SLEIGH.

G7 Coda C

WE'RE SLEIGH.

F7 C

WE'RE

WE WISH YOU A MERRY CHRISTMAS (PSS-102 only)

Traditional

$\text{♩} = 124$

F Gm7 C7 F v

WE

F B \flat G7 C7

WISH YOU A MERRY CHRISTMAS, WE WISH YOU A MERRY CHRISTMAS, WE

A7 B \flat C7 F

WISH YOU A MERRY CHRISTMAS AND A HAPPY NEW YEAR!

Gm7 C7 F

WE WISH YOU A MERRY CHRISTMAS, WE

G7 C7 A7 B \flat

WISH YOU A MERRY CHRISTMAS, WE WISH YOU A MERRY CHRISTMAS AND A

C7 F B \flat B \flat m

HAP - PY NEW YEAR!

F E \flat F F

HAP - PY NEW YEAR!

LAST ROSE OF SUMMER (PSS-102 only)

Traditional

♩ = 90

G Am7 D7 Am7 D7 G D7

'TIS THE

G C G C G D7 G

LAST ROSE OF SUM-MER, LEFT BLOOM - ING A - LONE; ALL HER

G C G Cm G D7 G G7

LOVE - LY COM - PAN-IONS ARE FAD - ED AND GONE; NO

C G C B7 Em A7

FLOW'R OF HER KIN - DRED NO ROSE BUD IS NIGH,

Am7 D7 G C G C G D7

TO RE - FLEC BACK HER BLUSH-ES, OR GIVE SIGH FOR

1. G G7 2. G D7 C Cm G

SIGH. SIGH.

HOME SWEET HOME (PSS-102 only)

by R. BISHOP

♩ = 100

C G E7 Am7 D7 G

MID

G C G D7 G

PLEA - SURES AND PAL - A - CES, THOUGH WE MAY ROAM BE IT

G C G D7 G G7

EV - ER SO HUM - BLE THERE'S NO PLACE LIKE HOME! A

C G E7 Am7 D7 G G7

CHARM FROM THE SKIES SEEMS TO HAL - LOW US THERE, WHICH

C G E7 Am D7 G

SEEK THROUGH THE WORLD, IS NOT MET WITH ELSE - WHERE,

Am7 D7 B7 Em D7 G G7

HOME! HOME, SWEET, SWEET HOME! THERE'S

C G E7 Am D7 G

NO PLACE LIKE HOME! THERE'S NO PLACE LIKE HOME

1. C A7 D7 2. Cm G

MID

O SOLE MIO (PSS-102 only)

♩ = 80

Traditional

C C Dm G7

Dm G7 C Fm C C

F Dm7 G7 C C

F Dm C G7 C C

Dm7 G7 Dm7 G7 C Fm

1. C Dm7 G7 C

2. Dm7 G7 C C

SANTA LUCIA (PSS-102 only)

by E. di CAPUA

♩ = 107

C G D7

G G G

D7 G E7

Am D7 1. G 2. G

G C G

G Am 1. D7 G

2. D7 G C G

D7 G Cm G

CIELITO LINDO (PSS-102 only)

by CARLOS FERNANDEZ

$\text{♩} = 134$

The musical score is written in treble clef with a key signature of one sharp (F#) and a 3/4 time signature. It consists of ten staves of music. The first staff begins with a tempo marking of $\text{♩} = 134$. The melody is primarily composed of eighth and quarter notes, often beamed together. Chords are indicated by letters above the staff, including Am, D7, G, and E7. The score includes various musical notations such as slurs, ties, and repeat signs. The piece concludes with a double bar line and repeat dots.

ROMANCE (PSS-102 only)

Traditional

♩. = 54

Am D Am D Am D Am D

Am A7 Dm

E7 Am E7 Am

1. A Bm E7 A

A D E7 A

2. Am D Am D Am

FCC INFORMATION

IMPORTANT NOTICE: DO NOT MODIFY THIS UNIT! This product, when installed, as indicated in the instructions contained in this manual, meets FCC requirements. Modifications not expressly approved by Yamaha may void your authority, granted by the FCC, to use the product.

IMPORTANT: When connecting this product to accessories and/or another product use only high quality shielded cables. Cable/s supplied with this product **MUST** be used. Follow all installation instructions. Failure to follow instructions could void your FCC authorization to use this product in the USA.

NOTE: This product has been tested and found to comply with the requirements listed in FCC Regulations, Part 15 for Class "B" digital devices. Compliance with these requirements provides a reasonable level of assurance that your use of this product in a residential environment will not result in harmful interference with other electronic devices. This equipment generates/uses radio frequencies and, if not installed and used according to the instructions found in the users manual, may cause interference harmful to the operation of other electronic devices. Compliance with FCC regulations does not guarantee that interference will not occur in all installations. If this product is found to be the source of interference, which can be determined by turning the unit "OFF" and "ON", please try to eliminate the problem by using one of the following measures:

Relocate either this product or the device that is being affected by the interference.

Utilize power outlets that are on different branch (circuit breaker or fuse) circuits or install AC line filters.

In the case of radio or TV interference, relocate/reorient the antenna. If the antenna lead-in is 300 ohm ribbon lead, change the lead-in to co-axial type cable.

If these corrective measures do not produce satisfactory results, please contact the local retailer authorized to distribute this type of product. If you can not locate the appropriate retailer, please contact: Yamaha Corporation of America, Electronic Service Division, 6600 Orangethorpe Ave, Buena Park CA, 90620

- This applies only to products distributed by Yamaha Corporation of America.
- Dies bezieht sich nur auf die von der YAMAHA CORPORATION OF AMERICA vertriebenen Produkte.
- Ceci ne s'applique qu'aux produits distribués par Yamaha Corporation of America.
- Esto se aplica solamente a productos distribuidos por Yamaha Corporation of America.

Wichtiger Hinweis für die Benutzung in der Bundesrepublik Deutschland.

Bescheinigung des Importeurs

Hiermit wird bescheinigt, daß das

Portable Keyboard Typ: PSS-101/PSS-102

(Gerät, Typ, Bezeichnung)

in Übereinstimmung mit den Bestimmungen der

VERFÜGUNG 1046/84

(Amtsblattverfügung)

funk-entstört ist.

Der Deutschen Bundespost wurde das Inverkehrbringen dieses Gerätes angezeigt und die Berechtigung zur Überprüfung der Serie auf Einhaltung der Bestimmungen eingeräumt.

Yamaha Europe GmbH

Name des Importeurs

- This applies only to products distributed by YAMAHA Europe GmbH.
- Dies bezieht sich nur auf die von der YAMAHA EUROPA GmbH vertriebenen Produkte.
- Ceci ne s'applique qu'aux produits distribués par Yamaha Europe GmbH.
- Esto se aplica solamente a productos distribuidos por Yamaha Europa GmbH.

THIS DIGITAL APPARATUS DOES NOT EXCEED THE "CLASS B" LIMITS FOR RADIO NOISE EMISSIONS FROM DIGITAL APPARATUS SET OUT IN THE RADIO INTERFERENCE REGULATION OF THE CANADIAN DEPARTMENT OF COMMUNICATIONS.

LE PRESENT APPAREIL NUMERIQUE N'EMET PAS DE BRUITS RADIOELECTRIQUES DEPASSANT LES LIMITES APPLICABLES AUX APPAREILS NUMERIQUES DE LA "CLASS B" PRESCRITES DANS LE REGLEMENT SUR LE BROUILLAGE RADIOELECTRIQUE EDICTE PAR LE MINISTERE DES COMMUNICATIONS DU CANADA.

- This applies only to products distributed by YAMAHA Canada Music Ltd.
- Dies bezieht sich nur auf die von der Yamaha Canada Music Ltd. vertriebenen Produkte.
- Ceci ne s'applique qu'aux produits distribués par Yamaha Canada Music Ltd.
- Esto se aplica solamente a productos distribuidos por Yamaha Canada Music Ltd.

WARNING: CHEMICAL CONTENT NOTICE!

The solder used in the manufacture of this product contains LEAD. In addition, the electrical/electronic and/or plastic (where applicable) components may also contain traces of chemicals found by the California Health and Welfare Agency (and possibly other entities) to cause cancer and/o birth defects or other reproductive harm.

DO NOT REMOVE ANY ENCLOSURE COMPONENTS! There are no user serviceable parts inside. All service should be performed by a service representative authorized by Yamaha to perform such service.

IMPORTANT MESSAGE: Yamaha strives to produce products that are both user safe and environmentally "friendly". We sincerely believe that our products meet these goals. However, in keeping with both the spirit and the letter of various statutes we have included the messages shown above and others in various locations in this manual.

The serial number of this product may be found on the bottom of the unit. You should note this serial number in the space provided below and retain this manual as a permanent record of your purchase to aid identification in the event of theft.

Model No. PSS-101 Serial No. _____

Model No. PSS-102 Serial No. _____

Concerning Warranty

This product was made for international distribution, and since the warranty for this type of product varies from marketing area to marketing area, please contact the selling agency for information concerning the applicable warranty and/or service policies.

For details of products, please contact our nearest subsidiary or the authorized distributor listed below.

Die Einzelheiten zu Produkten sind bei unseren unten aufgeführten Niederlassungen und Vertragshändlern in den jeweiligen Bestimmungsländern erhältlich.

Pour plus de détails sur les produits, veuillez-vous adresser au concessionnaire/distributeur pris dans la liste suivante le plus proche de chez vous.

Para detalles sobre los productos, póngase en contacto con nuestra subsidiaria o distribuidor autorizado enumerados a continuación.

NORTH AMERICA

CANADA

Yamaha Canada Music Ltd.
135 Milner Avenue, Scarborough, Ontario,
M1S 3R1, Canada
Tel: 416-298-1311

U.S.A.

Yamaha Corporation of America
6600 Orangethorpe Ave., Buena Park, Calif. 90620,
U.S.A.
Tel: 714-522-9011

MIDDLE & SOUTH AMERICA

MEXICO

**Yamaha De Mexico S.A. De C.V.,
Departamento de ventas**
Javier Rojo Gomez No. 1149, Col. Gpe Del Moral,
Deleg. Iztapalapa, 09300 Mexico, D.F.
Tel: 686-00-33

BRASIL

Yamaha Musical Do Brasil LTDA.
Ave. Reboucas 2636, São Paulo, Brasil
Tel: 55-11 853-1377

PANAMA

Yamaha De Panama S.A.
Edificio Interseco, Calle Elvira Mendez no. 10,
Piso 3, Oficina #105, Ciudad de Panama, Panama
Tel: 507-69-5311

OTHER LATIN AMERICAN COUNTRIES AND CARIBBEAN COUNTRIES

Yamaha Music Latin America Corp.
6101 Blue Lagoon Drive, Miami, Florida 33126,
U.S.A.
Tel: 305-261-4111

EUROPE

THE UNITED KINGDOM/IRELAND

Yamaha-Kemble Music (U.K.) Ltd.
Mount Ave., Bletchley, Milton Keynes MK1 1JE,
England
Tel: 0908-371771

GERMANY/SWITZERLAND

Yamaha Europa GmbH.
Siemensstraße 22-34, D-2084 Rellingen, F.R. of
Germany
Tel: 04101-3030

AUSTRIA/HUNGARY

Yamaha Music Austria GmbH.
Schleiergasse 20, A-1100 Wien Austria
Tel: 0222-60203900

THE NETHERLANDS

**Yamaha Music Benelux B.V.,
Verkoop Administratie**
Postbus 1441, 3500 BK, Utrecht, The Netherlands
Tel: 030-308711

BELGIUM/LUXEMBOURG

**Yamaha Music Benelux B.V.,
Administration des Ventas**
Rue de Bosnie 22, 1060 Bruxelles, Belgium
Tel: 02-5374480

FRANCE

Yamaha Musique France, Division Claviers
BP 70-77312 Marne-la-Valée Cedex 2, France
Tel: 01-64-61-4000

ITALY

**Yamaha Musica Italia S.P.A.,
Home Keyboard Division**
Viale Italia 88, 20020 Lainate (Milano), Italy
Tel: 02-937-4081

SPAIN

Yamaha-Hazen Electronica Musical, S.A.
Jorge Juan 30, 28001, Madrid, Spain
Tel: 91-577-7270

PORTUGAL

Valentim de Carvalho CI SA
Estrada de Porto Salvo, Paço de Arcos 2780
Oeiras, Portugal
Tel: 01-443-3398/4030/1823

GREECE

Philippe Nakas S.A.
Navarinou Street 13, P.Code 10680, Athens,
Greece
Tel: 01-364-7111

SWEDEN

Yamaha Scandinavia AB
J.A. Wettergrens gata 1, Box 30053, 400 43
Göteborg, Sweden
Tel: 031-496090

DENMARK

Yamaha Scandinavia Filial Denmark
Finsensvej 86, DK-2000 Frederiksberg, Denmark
Tel: 31-87 30 88

FINLAND

Fazer Music Inc.
Länsituulentie 1A, SF-02100 Espoo, Finland
Tel: 90-435 011

NORWAY

Narud Yamaha AS
Østerndalen 29, 1345 Østerås
Tel: 02-24 47 90

ICELAND

Páll H. Pálsson
P.O. Box 85, Reykjavik, Iceland
Tel: 01-19440

EAST EUROPEAN COUNTRIES (Except HUNGARY)

Yamaha Europa GmbH.
Siemensstraße 22-34, D-2084 Rellingen, F.R. of
Germany
Tel: 04101-3030

UNION OF SOVIET SOCIALIST REPUBLICS

Yamaha Corporation, Asia Oceania Group
Nakazawa-cho 10-1, Hamamatsu, Japan 430
Tel: 81(Country Code)-534-60-2311

AFRICA

MOROCCO

Yamaha-Hazen Electronica Musical, S.A.
Jorge Juan 30, 28001, Madrid, Spain
Tel: 91-577-7270

OTHER COUNTRIES

Yamaha Musique France, Division Export
BP 70-77312 Marne-la-Valée Cedex 2, France
Tel: 01-64-61-4000

MIDDLE EAST ASIA

ISRAEL

R.B.X. International Co., Ltd.
P.O. Box 11136, Tel-Aviv 61111, Israel
Tel: 3-298-251

OTHER COUNTRIES

Yamaha Musique France, Division Export
BP 70-77312 Marne-la-Valée Cedex 2, France
Tel: 01-64-61-4000

ASIA

HONG KONG

Tom Lee Music Co., Ltd.
15/F., World Shipping Centre, Harbour City, 7
Canton Road, Kowloon, Hong Kong
Tel: 3-722-1098

INDONESIA

PT. Nusantik
Gedung Yamaha Music Center, Jalan Jend. Gatot
Subroto Kav. 4, Jakarta 12930, Indonesia
Tel: 21-520-2577

KOREA

Inkel Corporation Ltd.
41-4 2-Ka Myungryoon-dong, Chongro-ku, Seoul,
Korea
Tel: 2-762-5446~7

MALAYSIA

Yamaha Music Malaysia Sdn., Bhd.
16-28, Jalan SS 2/72, Petaling Jaya, Selangor,
Malaysia
Tel: 3-717-8977

PHILIPPINES

Yupango Music Corporation
339 Gil J. Puyat Avenue, Makati, Metro Manila
1200, Philippines
Tel: 2-85-7070

SINGAPORE

Yamaha Music Asia Pte., Ltd.
80, Tannery Lane, Singapore 1334, Singapore
Tel: 747-4374

TAIWAN

Kung Hsue She Trading Co., Ltd.
KHS Fu Hsing Building, 322, Section 1, Fu-Hsing
S. Road, Taipei 10640, Taiwan. R.O.C.
Tel: 2-709-1266

THAILAND

Siam Music Yamaha Co., Ltd.
933/1-7 Rama 1 Road, Patumwan, Bangkok,
Thailand
Tel: 2-215-0030

THE PEOPLE'S REPUBLIC OF CHINA AND OTHER ASIAN COUNTRIES

Yamaha Corporation, Asia Oceania Group
Nakazawa-cho 10-1, Hamamatsu, Japan 430
Tel: 81(Country Code)-534-60-2311

OCEANIA

AUSTRALIA

Yamaha Music Australia Pty. Ltd.
17-33 Market Street, South Melbourne, Vic. 3205,
Australia
Tel: 3-699-2388

NEW ZEALAND

Music Houses of N.Z. Ltd.
146/148 Captain Springs Road, Te Papapa,
Auckland New Zealand
Tel: 9-640-099

COUNTRIES AND TRUST TERRITORIES IN PACIFIC OCEAN

Yamaha Corporation, Asia Oceania Group
Nakazawa-cho 10-1, Hamamatsu, Japan 430
Tel: 81(Country Code)-534-60-2311



YAMAHA

YAMAHA CORPORATION

P.O. Box, Hamamatsu, Japan
9103 © Printed in Japan

© YAMAHA 1991