

Absolute

HYBRID MAPLE



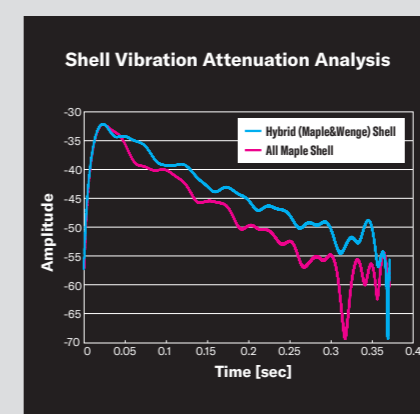

PURSUING EXPRESSIVE DRUMS

What Defines "Expressive" Drums?

The answer to that question, we feel, are drums that give you the sound you need, whenever you need it. Tonal requirements vary among drummers, differ with dynamics, and change, from band to band, song to song, moment to moment. With the Absolute Hybrid Maple, Yamaha has succeeded in addressing this, with a drum set that possesses an extraordinary degree of expressive power, allowing drummers to pursue a level of expression that perhaps they've not experience before in their other drums. These drums offer a wide dynamic range that allows them to respond accurately to each and every stroke, and follow changes in dynamics, nuance, and touch, letting you play what you want to play.

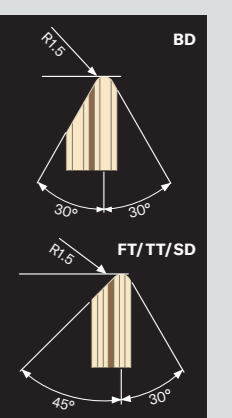
Hybrid Maple Shells

The Absolute Hybrid Maple inherits the hybrid shell technology found on our flagship PHX Series. On Absolute Hybrid shells, the design consists of a core ply of wenge a very hard and heavy wood, sandwiched between plies of Maple, well known for its clear tone. This hybrid design delivers a drum tone that plays rich and clear across the full dynamic range, from pianissimo to fortissimo.



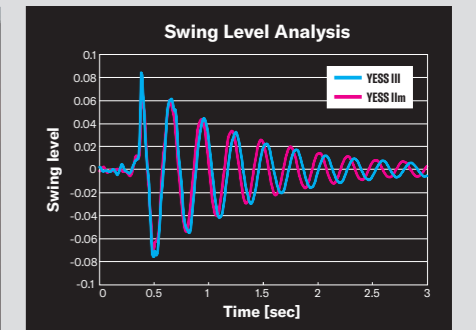
Bearing Edge Shape

The bearing edge angle on the bass drum differs from the angle used on the tom and snare shells to optimize tonal balance in the drum set. A 45°/R1.5 edge is used on the snare and toms to a balanced tone; while a 30°/R1.5 edge on the bass drum shell brings out more low-end tone for a deeper, more powerful sound.




YESS III Tom Mount

The YESS III Tom Mount System is an evolutionary step up from our YESS II-m. The plate section on the YESS III features a multi-layer structure that makes the mount slightly resonate. This structure realizes longer sustain level, because it holds shell more flexibly, makes shell swing slower than YESS II-m and not prevent natural sustain. This allows the shell to vibrate with greater freedom, obtaining a fatter tone and more natural decay from the shell.



Features



Hook Lugs

Hook lugs offer quick and easy head replacement, precision tuning, and can readily handle high-tension tuning. Lug bases are designed with a small footprint to maximize tone output from the hybrid shell.



Floor Tom Bracket

Floor tom brackets offer smooth height adjustment with an optimum balance of resonance control.



Low-Mass Pipe Clamp

The tom holder's light weight and small footprint allows the bass drum shell to vibrate more freely.




3.0mm Aluminum Die-Cast Hoops

Yamaha developed an original process for die-casting aluminum hoops that offer greater rigidity over zinc die-cast hoops. These light weight hoops maximize head resonance, resulting in a rich, melodic tone with a moderate attack.




Q-Type Strainer

The heavy-duty Q-type strainer is robust offering solid and stable operation, along with adjustment and snare replacement.




Vent Holes

Controlling the amount of air moving in and out of the shell has a great influence on the drum's tone and sustain length, so the number of holes incorporated on the Absolute Hybrid's various shells is determined by the size of the shell's diameter.



Interior Vintage Finish

Shell interiors are coated with our exclusive Vintage Natural finish for enhanced tone and refined looks.



Color Finishes

A rich lineup of color finishes includes a traditional vintage natural, solid black, and selection of ultra-fine flake sparkle finishes by painting that show Yamaha's exceptional skills at creating gorgeous finishes.

Pink Champagne Sparkle

- Shells
AMB2214
AMP4F3
(AMF1413 AMT1208 AMT1007 TH945B)
AMF1615
- Snare Drum
AMS1460
- Hardware
DFP9500C HS1200T CS865 x 5
DS840 CH750

*Cymbals are not included.



Orange Sparkle

- Shells
AMB2218
AMP6F3
(AMF1615 AMT1208 AMT1007 TH945B)
- Snare Drum
AMS1460
- Hardware
HW780
(FP7210A HS740A CS755 x 2 SS740A)
DS840

*Cymbals are not included.



Color Finishes



Vintage Natural (VN)



Classic Walnut (WLN)



Red Autumn (RAU)



Solid Black (SOB)



Polar White (PWH)



Jade Green Sparkle (JGS)



Orange Sparkle (ORS)



Gold Champagne Sparkle (GCS)



Pink Champagne Sparkle (PCS)



Silver Sparkle (SLS)

Tom Pack System — Build The Kit That Fits You Best

Putting together a drum kit that lets you sound and play the way you want can be difficult. But the Absolute Hybrid Maple Tom Pack System makes the process much easier. Follow the three easy steps to create the kit that fits your needs.

1. Deciding on the bass drum size

Bass drum shells are available in seven different sizes to meet player demands for a variety of music styles. The most popular shell, the 22-inch, is offered in three different depths, 14-, 16-, and 18-inch.

Bass Drum



2. Next, choosing the floor tom size

Two Absolute Hybrid Maple tom packs are available, each equipped with two tom-toms and a floor tom. Tom packs come complete with a tom holder so you'll have a full set of drums when combined with your choice of a bass drum and snare.

AMP4F3

Floor Tom: AMF1413
Tom Tom: AMT1007, AMT1208
Tom Holder: TH945B

AMP6F3

Floor Tom: AMF1615
Tom Tom: AMT1007, AMT1208
Tom Holder: TH945B

3. Finally, select a snare drum, additional toms and a floor tom


Customize your kit with a snare drum or different size toms, or an additional floor tom.

Snare Drum

AMS1460
Size 14" x 6"




Floor Tom



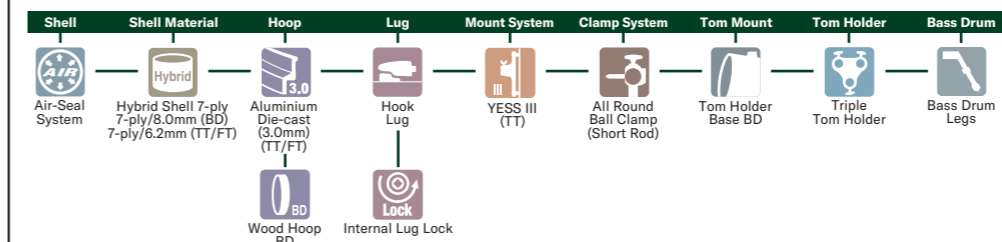
AMF1615 or AMF1413 is included in the Tom Pack.

Tom Tom



Of course you can select shells individually and create a combination that suits your specific musical tastes and needs.

Absolute Hybrid Maple



	BD 20"-	BD 18"	TT/FT
Head			
Batter/Top	Yamaha REMO P3 Clear	Yamaha REMO Ambassador Coated	Yamaha REMO Emperor Clear
Front/Bottom	Yamaha REMO P3 Smooth White	Yamaha REMO P3 Smooth White	Yamaha REMO Ambassador Clear

Components

	Bass Drum							Floor Tom		
Diameter	24"	24"	22"	22"	22"	20"	18"	18"	16"	14"
x Depth	16"	14"	18"	16"	14"	16"	14"	16"	15"	13"
Model No.	AMB2416	AMB2414	AMB2218	AMB2216	AMB2214	AMB2016	AMB1814	AMF1816	AMF1615	AMF1413
No. of Tuning Bolts	10	10	10	10	10	10	8	8	8	8

	Tom Tom								
Diameter	16"	14"	13"	13"	12"	12"	10"	10"	8"
x Depth	14"	12"	10"	9"	9"	8"	8"	7"	7"
Model No.	AMT1614	AMT1412	AMT1310	AMT1309	AMT1209	AMT1208	AMT1008	AMT1007	AMT0807
No. of Tuning Bolts	8	8	6	6	6	6	6	6	5

Tom Packages

	Floor Tom	Tom Tom	Tom Holder
AMP6F3	AMF1615	AMT1007, AMT1208	TH945B
AMP4F3	AMF1413	AMT1007, AMT1208	TH945B

*Availability of some models is limited.

(Unit: inch)